

FR1200 SERIES

DC PUMPS

AC PUMPS

NEXTEC

HAND PUMPS

METERS

CABINET
DISPENSERS

FMS

ACCESSORIES

DEF

KITS

FR1204H






FR1210HN



FR1210H



DESCRIPTION	Pump Only	Suction Pipe Only	Manual Nozzle
FLOW RATE	15 GPM / 57 LPM	15 GPM / 57 LPM	15 GPM / 57 LPM
VOLTAGE / AMP RATING (FLA)	12V DC / 20 A	12V DC / 20 A	12V DC / 20 A
DUTY CYCLE	30 min on / 30 min off	30 min on / 30 min off	30 min on / 30 min off
DISCHARGE HEAD / DISCHARGE PRESSURE	37' / 16 PSI	37' / 16 PSI	37' / 16 PSI
SUCTION LIFT	8'	8'	8'
INLET THREAD / OUTLET THREAD	1" NPT / 0.75" NPT	1" NPT / 0.75" NPT	1" NPT / 0.75" NPT
MOUNTING SIZE, THREAD, TYPE	2" NPT Bung Mount	2" NPT Bung Mount	2" NPT Bung Mount
KEY INCLUDED COMPONENTS		20" – 34-½" Steel Telescoping Suction Pipe, 2-Wire 12 GA 18' Power Cable	¾" x 12' Hose with Static Ground Wire, ¾" Cast Aluminum Manual Nozzle, 20" – 34-½" Steel Telescoping Suction Pipe, 2-Wire 12 GA 18' Power Cable
COMPATIBLE FLUIDS			
PACKAGE DIMENSIONS (WxHxD) / WEIGHT	12.63" x 6.63" x 15.25" / 21 lbs	15.44" x 10.63" x 18.31" / 33 lbs	15.44" x 10.63" x 18.31" / 32 lbs
CERTIFICATIONS	cULus	cULus	cULus
WARRANTY	Limited Lifetime	Limited Lifetime	Limited Lifetime
UPC	089404223390	089404246085	089404223079